



# COUNTY OF SAN JOAQUIN

DEPARTMENT OF PUBLIC WORKS  
P.O. BOX 1810-1810 E. HAZELTON AVENUE  
STOCKTON, CALIFORNIA 95201  
(209) 468-3000  
FAX # (209) 468-9324

Permit No: **PS-1601334**  
Date Issued: 05/11/2016  
Start Date: 05/16/2016  
Exp. Date: 09/01/2016  
Project No: PWP730052  
Quad: NW

UE/CR/PM NO:31170055

## ENCROACHMENT PERMIT

To: PACIFIC GAS & ELECTRIC - STOCKTON  
PO BOX 930  
STOCKTON, CA 95201

### Encroachment Type:

Pole Replacement			
------------------	--	--	--

### Location:

N/S OF EIGHT MILE RD. 35' W/O WEST LANE

In compliance with your request of 05/11/2016, permission is hereby granted to do work in County right-of-way as shown on attached application and subject to all the terms, conditions and restrictions written below or printed as general or special provisions on any part of this form. See reverse side and attached sheet, if any.

Trench excavations for service connections will not be permitted within ten feet (10') of pavement centerline unless otherwise approved by the Director. Surface of trench patches shall match in kind and be smooth and even with that of abutting surface. Special attention shall be given to depth of utilities through roadside area in anticipation of future drainage facilities, road profile and/or frontage development. All underground utility facilities are to be established and accurately dimensioned on sketches from surveyed centerline of road right of way, or from right of way (border) lines.

Permittee shall call the Department of Public Works, Field Engineering Division (Permit Inspections) at (209)953-7421 at least forty-eight hours prior to beginning any work within the County right of way. All work performed under this permit shall conform to the rules and regulations pertaining to safety established by the California Division of Industrial Safety and Cal-OSHA.

The jobsite shall be kept in a safe condition at all times by the daily removal of any excess dirt or debris which might be a hazard to either pedestrian or automobile traffic. All necessary traffic convenience and warning devices and personnel shall be provided, placed and maintained by and at the sole expense of the Permittee in accordance with the latest edition of the CALTRANS Manual of Traffic Control.

After completion of the work permitted herein, all debris, lumber, barricades, or any excess material shall be removed and the jobsite left in a neat workmanlike manner. Immediately following completion of construction permitted herein, Permittee shall fill out and mail notice of completion (see attached post card) provided by Grantor.

### Special Comments:

Traffic Control Per MUTCD
---------------------------

FORMS: 

SS/WW		
-------	--	--

Est. Permit Fee: \$824.00

WHITE	-Permittee
GOLDENROD	-PWD Central File
YELLOW	-Field Inspection
PINK	-Permit Section

KRIS BALAJI, Director  
Department of Public Works

By:   
Permit Section

## ENCROACHMENT PERMIT GENERAL PROVISIONS

13-1.

1. This permit is issued under and subject to all laws and ordinances of agencies governing the encroachment herein permitted. See the following references:

### STREETS AND HIGHWAYS CODE

1. Division 1, Chapter 3
2. Division 2, Chapter 2, Section 942
3. Division 2, Chapter 4, Section 1126
4. Division 2, Chapter 5.5 and Chapter 6

SAN JOAQUIN COUNTY ORDINANCES NUMBERED: 324, 441, 648, 662, 672, 695, 700, 860, 892, 3359, and 3675.

2. It is understood and agreed by the Permittee that the performance of any work under this permit shall constitute an acceptance of all the provisions contained herein and failure on the Permittee's part to comply with any provision will be cause for revocation of this permit. Except as otherwise provided for public agencies and franchise holders, this permit is revocable on five days notice.
3. All work shall be done subject to the supervision of and the satisfaction of the grantor. The Permittee shall at all times during the progress of the work keep the County Highway in as neat and clean condition as is possible and upon completion of the work authorized herein, shall leave the County Highway in a thoroughly neat, clean and usable condition.
4. The Permittee also agrees by the acceptance of this permit to properly maintain any encroachment structure placed by the Permittee on any part of the County Highway and to immediately repair any damage to any portion of the highway, which occurs as a result of the maintenance of the said encroachment structure, until such time as the Permittee may be relieved of the responsibility for such maintenance by the County of San Joaquin.
5. The Permittee also agrees by the acceptance of this permit to make, at its own expense, such repairs as may be deemed necessary by the County Department of Public Works.
6. It is further agreed by the Permittee that whenever construction, reconstruction or maintenance work upon the highway is necessary, the installation provided for herein shall, upon request of the County Department of Public Works, be immediately moved or removed by and at the sole expense of the Permittee.
7. No material used for fill or backfill in the construction of the encroachment shall be borrowed or taken from within the County right of way.
8. All work shall be planned and carried out with as little inconvenience as possible to the traveling public. No material shall be stacked within eight feet (8') of the edge of the pavement or traveled way unless otherwise provided herein. Adequate provision shall be made for the protection of the traveling public. Traffic control standards shall be utilized including barricades; approved signs and lights; and flagmen, as required by the particular work in progress.
9. The Permittee, by the acceptance of this permit, shall assume full responsibility for all liability for personal injury or damage to property which may arise out of the work herein permitted or which may arise out of the failure of the part of the Permittee to properly perform the work provided under this permit. In the event any claim of such liability is made against the County of San Joaquin or any department, official or employee thereof, the Permittee shall defend, indemnify, and hold each of them harmless for such claim.
10. All backfill material is to be moistened as necessary and thoroughly compacted with mechanical means. If required by the County Director of Public Works, such backfill shall consist of gravel or crushed rock. The Permittee shall maintain the surface over structures placed hereunder as may be necessary to insure the return of the roadway to a completely stable condition and until relieved of such responsibility by the County Department of Public Works. Wherever a gravel, crushed rock or asphalt surface is removed or damaged in the course of work related to the permitted encroachment, such material shall either be separately stored and replaced in the roadway as nearly as possible in its original state or shall be replaced in kind, and the roadway shall be left in at least as good a condition as it was before the commencement of operations of placing the encroachment structure.
11. Whenever it becomes necessary to secure permission from abutting property owners for the proposed work, such authority must be secured by the Permittee prior to starting work.
12. The current and future safety and convenience of the traveling public shall be given every consideration in the location and methods of construction utilized.
13. The Permittee is responsible for the preservation of survey monuments located within the area of work herein permitted. Prior to the start of construction, survey monuments that potentially may be disturbed shall be located and referenced by a Licensed Land Surveyor, and a Corner Record filed with the County Surveyor. Any Survey Monuments disturbed during the course of construction shall be reestablished by a Licensed Land Surveyor and another Corner Record filed with the County Surveyor. (Land Surveyors' Act Section 8771)
14. Prior to any excavation, the Permittee shall notify USA North (Underground Service Alert of Northern California and Nevada) at 811 or 800-227-2600 forty-eight (48) hours in advance.

# APPLICATION FOR ENCROACHMENT PERMIT

SAN JOAQUIN COUNTY  
2016 MAY -9 AM 11:47  
DEPT OF PUBLIC WORKS  
DRIVEWAYS:

## PLEASE PRINT:

Date 5-6-2016

To: San Joaquin County  
Department of Public Works

PG&E Pm 31170055  
(Applicant Name)

4640 West Lane  
(Mailing Address)

Stockton, CA 95204  
(City, State, Zip Code)

(209) 373-9432  
(Area Code - Telephone Number)

OFFICE USE ONLY	
JOB #	<u>730052-6</u>
APN	
EXP. DATE	<u>8/30/16</u>
VALID	<u>5/16/16</u> TO <u>8/30/16</u>
STREET	<u>EIGHT MILE RD</u>
AREA	<u>LODI</u> QUAD <u>NW</u>
TYPE	<u>Pole Replacement</u>
FORMS	<u>50/100</u>
NOTES	

Sketch (Detailed plans may be submitted)

See attached

The undersigned hereby applies for permission to excavate, construct and/or otherwise encroach on County Highway Right-of-Way on the N side of Eight mile Road approximately 35 (feet/mile) W of West Lane, LODI, by performing the following work (description of work):

Replace Existing Pole.

Park Truck on Dirt Farm Rd N of Row. (Private Property)

Work will commence on or about 5-16-2016 for approximately 3 days.

END 8-30-2016

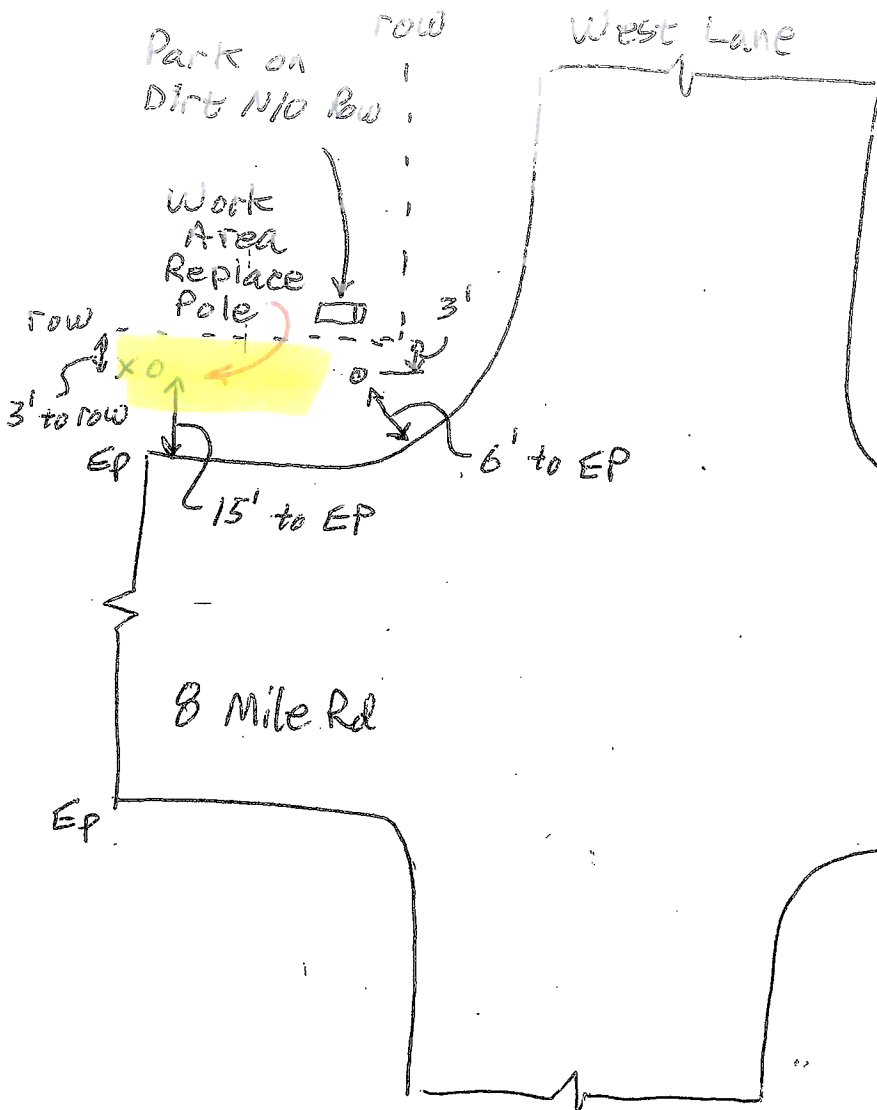
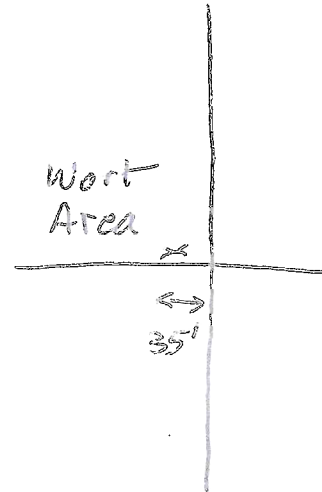
I, the undersigned, certify that I am the owner of the respective property, or am qualified to represent the owner and agree to do the work described above in accordance with the rules and regulations of San Joaquin County and subject to inspection and approval.

R Davis  
Signature of Applicant - Title

5-6-2016  
Date

↑  
N

# VICINITY SKETCH



## LEGEND

----- Row. LINE  
 ————— EDGE OF PAVEMENT

EST: ADAM VOGELAAR

IDE:

SUPV:

REP:

ENR:

SCALE:

NTS

DATE:



## PERMIT SKETCH

REPLACE DETERIORATED POLE

N/W Corner 8 mile & West Lane, LODI

PACIFIC GAS AND ELECTRIC COMPANY

CO:

SD:

NOTIF:

OTHER:

SHT: 1 OF 1

SHEETS

PM:

31170055

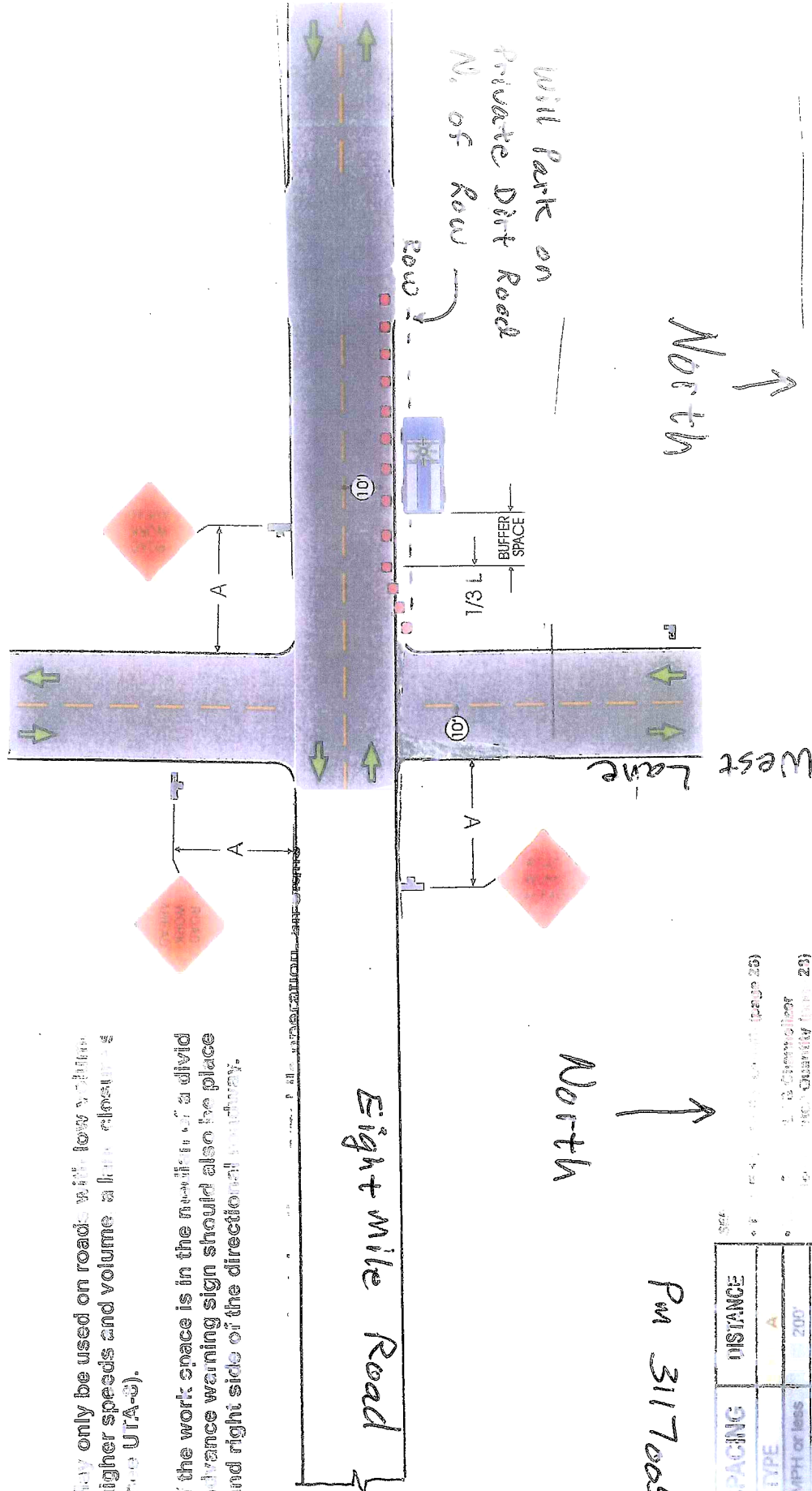
REV.

1

# Shoulder Work at Intersection, with Minor Road

May only be used on roads with low volume, higher speeds and volume at the intersection (see UTA-3).

If the work space is in the middle of a divided entrance warning sign should also be placed on the left side of the directional roadway.



ROAD SPACING	DISTANCE
ROAD TYPE	A
15 MPH or less	200'
Urban 20-30 MPH or more	350'
Freeway	500'
	1000'

NOTE: See details on UTA-3.

PGFEM1A

© Copyright 2002, IncCom, Inc. All rights reserved.